

GENERAL SPECIFICATIONS

• L.O.A	13,94 m	45'9"
• Hull length	13,50 m	44'3"
• L.W.L.	12,98 m	42'7"
• Beam	4,50 m	14'9"
• Deep draught	2,27 m	7'5"
• Deep ballast weight	2 808 kg	6,191 lbs
• Shallow draught	1,75 m	5'9"
• Shallow ballast weight	3 036 kg	6,693 lbs
• Air draught	20,60 m	67'7"
• Light displacement	10 549 kg	23,257 lbs
• Fuel capacity	200 L	53 US Gal
• Fresh water capacity (standard)	370 L	98 US Gal
• Fresh water capacity (Optional equipment)	200 L	53 US Gal
• Engine power	57 HP	57 HP

ARCHITECTS / DESIGNERS

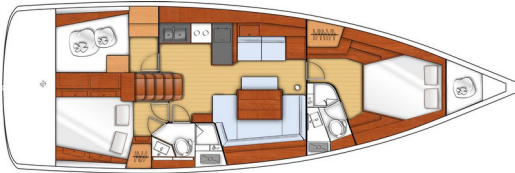

- Naval Architect: Finot - Conq And associates
- Interior design: Nauta Design

CE CERTIFICATION

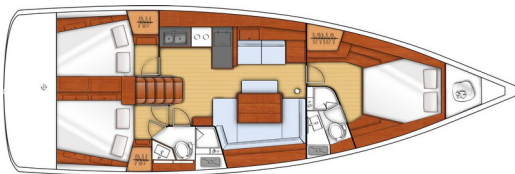
- Category A - 10 people
- Category B - 11 people
- Category C - 12 people

STANDARD SAIL LAYOUT AND AREA

• Mainsail	50,00 m ²	538 sq ft
• Genoa (104 %)	50,00 m ²	538 sq ft
• Asymmetrical spinnaker	156,00 m ²	1,679 sq ft
• I	17,43 m	57'2"
• J	5,65 m	18'6"
• P	16,36 m	53'8"
• E	5,43 m	17'10"



2 cabins - 2 heads



3 cabins - 2 heads



STANDARD EQUIPMENT

CONSTRUCTION

- Design in accordance with European Directive requirements and according to CE certification
- Monolithic hull design in polyester
- Monolithic structural inner moulding bonded to the hull
- Injection moulded deck in glass fibre/balsa sandwich, covered with «diamond-point» non-slip coating
- Hull-deck join screwed, bonded and trimmed with 1 bulwark
- Cast iron keel fixed with bolts and stainless steel backing plates
- Rudder hung with glass composite stock
- White coloured hull - Grey metal hull graphics

DECK EQUIPMENT

RIGGING

- Standard mast 9/10 anodized aluminium installed on the deck, 2 aft-swept spreaders
- Anodised aluminium boom
- Discontinuous stainless steel standing rigging
- 2 Backstays with bottlescrews
- Rigid boom vang with tackle
- Genoa furling system with drum on the deck
- 2 Stand Up blocks for mainsail on fixed composite arch
- 2 Genoa tracks with piston adjusted traveller cars
- 2 Genoa sheet turning blocks
- Rigging run back to cockpit (except boom topping lift)
- Complete running rigging: Main halyard, genoa halyard with clutch on mast and cleat, Boom topping lift with cleat on mast, Mainsheet, 2 Genoa sheets 2 rapid reefing lines, 1 manual reef
- 7 Jammers
- 2 halyard bags

WINCHES

- 2 Self-tailing genoa sheet winches (H50.2 STC)
- 2 Self tailing coachroof winches (H40.2 STC)
- 2 Aluminium winch handles Speed Grip
- 2 Winch handle boxes

SAILS

- Furling genoa with UV protective strip
- Semi full batten written sail with slider and roller slider
- System: Lazy Jack and Lazy Bag in Natural colour

MOORING LINES -MOORING

- Self-bailing chain locker - Clench bolt - Hatch cover
- Single roller stainless steel bow fitting with offset roller
- 1 12 V - 1000 W vertical electrical windlass - Remote control
- 6 Aluminium mooring cleats - Stainless steel deck line protection

SAIL LOCKER

- Access through deck hatch T60
- Stainless steel ladder
- Shelving

SAFETY ON DECK

- 1 Open stainless steel forward pulpit - Step
- 2 Stainless steel pushpits
- 1 Lifebuoys support bracket
- 1 Outboard engine bracket
- Ring for flag welded on pushpit
- Double guardrail and stainless steel stanchions - Openings in guardrail to port and starboard

COCKPIT

- Self-draining cockpit
- 2 Cockpit locker
- 2 Lockers in cockpit sole beneath helm's feet
- 1 Liferaft locker under helm seat, in cockpit bottom (0,80 m x 0,40 m x 0,58 m / 2'7" x 1'4" x 1'11")
- 1 Gas locker for bottle(s) under the port helm seat
- Natural solid wood slatted cockpit benches
- 2 Steering wheel consoles: Stainless steel steering wheels - 900 mm diameter - Leather covered - Steering gear at the helm station - metal cable transmission system - Stainless steel handrail - navigation instrument support (optional instruments) - Cup holder
- 1 Deck filler for access to tiller system + Power supply access hatch
- 1 Tiller
- 2 Steering compass on binacelle
- Portside engine control and control panel
- Polyester cockpit table - 2 Leaves - miscellaneous locker - 2 Large storage space - 2 Stainless steel handrails - 12 V socket - lamp with shade
- 1 Cold water cockpit shower hose
- 1 Fixed composite arch - Integrated lights
- 2 Hinged PMMA companionway doors - Sliding hatch made of PMMA

SWIM DECK / STERN DECK

- Fully opening transom, convertible to bathing platform (2,85 m x 0,77 m / 9'4" x 2'6")
- Electrically controlled opening
- Natural solid wood decking on swim platform
- 1 Stainless steel swim/boarding ladder - solid wood steps - folding

INTERIOR

- Woodwork Alpi Mahogany
- Parquet type laminated floors
- Fabric hull linings in saloon and cabins (White)
- Fabric upholstery
- Marine mattresses in the cabins

COMPANIONWAY

- Headroom: 2,00 m / 6'7"
- Wooden saloon companionway with moulded wood suspended steps with non-slip surface
- 2 Stainless steel handrails

SALOON

- Headroom: 1,97 m / 6'6"
- U shaped saloon bench - double density foam
- Central seating on pantograph
- Saloon table in 1 piece - Varnished wood top with inlay - Aluminium legs
- Mirror on bulkhead
- Cupboards - Shelves and stowage along the hull - Storage under bench seats
- Shelves with stainless steel fiddles
- 2 Panoramic deck house windows with concertina blinds
- 2 Hull portholes with curtain
- 2 Opening portholes on coaming in side windows
- 1 Opening deck hatch with mosquito blind

CHART TABLE - PORT SIDE

- Sliding, can be configured with the armchairs - Placed against the forward bulkhead, against the galley or between the 2 mobile seats
- Table with flap - Moulded wood fiddle
- Switch panel on bulkhead for access to electrical functions
- 1 Reading light

**GALLEY - PORT SIDE**

- Headroom: 2,00 m / 6'7"
- L-shaped galley
- Compact grey laminated worktop
- 1 Stainless steel sink 2 rectangular basins - 1 Mixer tap with hot/cold water under pressure
- 1 Gas cooker 2 burners - Stainless steel oven on mountings - Stainless steel protection handrail
- 1 85L / 22 US Gal icebox, top opening
- 1 130 L / 34 US Gal refrigerator (12V), front opening
- Fitted lockers and closed shelving (Shelving, Bin)
- 1 Base cabinet: 1 Drawer - 2 shelves
- 1 Opening portlight with curtains in side windows in the coaming
- Storage space along the hull

STARBOARD AFT CABIN

- Headroom: 1,96 m / 6'5"
- 1 Double bed (2,05 m x 1,50 m x 1,15 m / 6'9" x 4'11" x 3'9") - Marine mattress
- Access door to starboard aft head
- Cupboards - Hanging locker - Closed shelving
- Stowage on both sides of berth
- 1 Hull portholes with curtain
- 1 Cockpit windows with curtains
- 1 Cockpit porthole with curtain
- 1 Flush deck hatch with mosquito blind

STARBOARD AFT HEAD COMPARTMENT

- Headroom: 1,88 m / 6'2"
- Access through saloon and the starboard aft cabin
- Separate shower - 1 Hot/cold water mixer tap
- 1 Manual toilet
- 1 80 L / 21 US Gal rigid holding tank
- Basin - 1 Hot/cold water mixer tap
- Head cabinet
- 2 Mirrors
- Toilet accessories
- Cupboard
- 1 Opening portlight with curtains in side windows in the coaming

2 cabins layout**AFT-GALLEY (PORT AFT)**

- Access via galley
- Large storage area (Numerous cupboards, shelves, Drawers)
- Access door to port cockpit locker
- 1 Flush deck hatch with mosquito blind

3 cabins layout**PORT AFT CABIN**

- Headroom: 1,96 m / 6'5"
- 1 Double bed (2,05 m x 1,50 m x 1,15 m / 6'9" x 4'11" x 3'9")
- Cupboard - Hanging locker - Closed shelving
- Stowage on both sides of berth
- 1 Hull porthole with curtain
- 1 Cockpit porthole with curtain
- 1 Flush deck hatch with mosquito blind
- 1 Cockpit windows with curtains

FORWARD CABIN

- Headroom: 1,89 m / 6'2"
- Central double bed (2,05 m x 1,50 m x 1,15 m / 6'9" x 4'11" x 3'9")
- Hanger closets - Valet tray - Cubby hole locker - Base cabinet - Stowage under platform
- 3 Flush deck hatches with mosquito blind
- 2 Hull portholes with curtain

STARBOARD FORWARD HEAD COMPARTMENT

- Headroom: 1,85 m / 6'1"
- Access through forward cabin
- Manual toilet
- 1 64 L / 17 US Gal rigid holding tank
- Moulded basin - Mixer shower (hot/cold water)
- Separate shower - 1 Hot/cold water mixer tap
- 1 Mirror
- Head cabinet
- Toilet accessories
- Cupboard
- 1 Flush deck hatch with mosquito blind

ENGINE

- Engine Yanmar Diesel 57 hp/57 HP Common Rail, Sail Drive
- Engine control - Control panel in the port cockpit
- Engine compartment: Soundproofing foam - Ventilation: 1 air intake and 1 pressured air outlet
- 1 Alternator 12 V / 125 Ah
- 1 Rotomoulded diesel tank 200 L / 53 US Gal (under port aft berth) - Electronic gauge - Low level alarm - 1 Deck filler
- Filters: Sea water - Diesel - Water separator
- Fixed three blades propeller
- 1 Engine access through companionway (opening with 2 gas struts) - 2 Engine access through aft cabins

ELECTRICITY

- 12 V circuit
- 2 service batteries (110 Ah) - 1 Engine battery (110 Ah)
- 1 Power distributor
- 12 V Electrical panel (Fuses - Voltmeter - Water gauge - Fuel gauge - Battery warning - Fuel warning - Water warning)
- 1 12 V Sockets
- Lighting: Overhead lights - Reading lights - White striplighting
- Navigation lights: 1 Forward and aft navigation lights - 1 Engine navigation light / Spreader light forward of mast - 1 Anchor light on masthead
- Wire runs for options cables
- Full 220 V system (Interior sockets 220 V - 25 Amperes battery charger - Shore power socket)

PLUMBING

- 1 Rotomoulded freshwater tank 330 L / 87 US Gal (Forward cabin) - 1 Deck filler
- Pressurised electric water pump - Expansion tank - Inline filter
- 40 L / 11 US Gal Electric calorifier (engine start)
- 1 Rigid black water holding tank for each WC
- Delayed shower draining and electric shower drain pumps
- 1 Electric bilge pump - 1 Manual bilge pump
- 1 Electric ice box drain pump

GAS

- 1 Gas bottle box in the cockpit (Diameter 0,34 m x 0,53 m / 1'1" x 1'9")
- Regulator and safety tap



TRIM LEVEL

	ESSENTIAL	EXCLUSIVE	SAIL AWAY
<ul style="list-style-type: none"> • B&G Electronic: Helm consoles to port and starboard - 1 Triton 2 display • B&G Electronic: Sensor (Log, Speedometer, Temperature) • B&G Electronic: Wind Sensor (Windvane, Anemometer) • Hot/cold water cockpit shower • Hifi: Fusion + Interior loudspeakers & Waterproof exterior speakers • LED interior lights • 60 Amp battery charger instead of 25 Amp charger • 2 110 amperes additional service batteries 	<ul style="list-style-type: none"> • • • • • • • • 	<ul style="list-style-type: none"> • • • • • • • • 	<ul style="list-style-type: none"> • • • • • • • •
<ul style="list-style-type: none"> • 1 Port electric coachroof winch - H46.2 STAECH • Galley: 12 V refrigeration unit in icebox (Freezer) • Saloon: Leather covering on stainless steel guardrails interiors • Storage space(s) under the floor • Stainless steel beading for fenders in cockpit locker • Saloon: Indirect lighting LED • LED: Navigation lights 		<ul style="list-style-type: none"> • • • • • • • 	<ul style="list-style-type: none"> • • • • • • •
<ul style="list-style-type: none"> • Electronic pack B • B&G AC42 autopilot • Bow thruster • Solid wood decking on cockpit sole 			<ul style="list-style-type: none"> • • • •

PACKS

ELECTRONIC B&G PACK

- A Pack**
- Steering consoles: 2 Zeus 7" wide multifonction touch screens (GPS, Chart plotter, Chart reader - Navionics Silver cartography included)

- B Pack**
- Swivel base on reverse side of cockpit table
 - Multifunction touchscreen B&G Zeus 12" wide(GPS, Chart plotter, Chart reader - Navionics Silver cartography included)

PERFORMANCE PACK

- Performance Elvström Windward 300+ Sails
- German system (Two-way mainsheet at the helm station)

SAIL AWAY

- Exclusive Trim level
- Electronic pack B
- Auto pilot
- Bow thruster
- Solid wood decking on cockpit sole



OPTIONAL EQUIPMENT

Navigation electronics: B&G

- Wifi interface
- 4G Radar
- AC 42 autopilot + Control at steering station
- Chart table: Zeus 7" wide additional multifunction screen
- Chart table: Fixed B&G+V50 VHF, AIS receiver function + H50 cockpit handset
- WR10 Wireless autopilot remote control
- AIS 400
- Forward Scan Sensor (Forward underwater vision)

Rigging - Sails

- Anodized mast furling system with Mylar-Taffetas mainsail
- Asymmetrical spinnaker rigging + Code 0 rigging
- Self-tacking jib hardware
- Code 0 on "Top Down" furling system
- Self-tacking jib (replacing genoa)
- Self-tacking staysail with manual furling + Fixed forestay
- Additional bow roller - Stainless steel bobstay
- Releasable forestay chainplate
- Backstays with bottlescrews (Adjustable)*
- Genoa sheet track leads adjustable from the cockpit
- 2 flag halyards

* *Except on mast with in-mast furling*

Winches

- Electric genoa sheet winches - H46.2 STCEH / 50.2 STC

Hull - Deck - Cockpit

- Grey "Perle" hull
- Blue-grey hull
- Solid wood decking on cockpit sole
- Slatted solid wood side decks
- Polyester/wood cockpit table + White PVC protective covers
- Silver Coachroof sprayhood
- Silver Cockpit Bimini
- Dark Narval Cockpit cushions
- Bow thruster
- Refrigerated ice-box in cockpit table (30 L / 8 US Gal) - Positive cold
- 3 feathering blades propeller
- Stainless steel arch with davits
- White or black composite steering wheels
- Moorings lines, Mooring, Fenders
- Mooring cleats - Stern deck
- Windlass control in cockpit with chain counter
- White PVC steering wheel covers
- Shore freshwater supply
- Windex Windvane



BENETEAU

Oceanis 45

General Equipment list - Europe

Interior equipment

- Interior woodwork: Alpi satin light oak
 - Luxe folding saloon table (double berth compatible)
 - Interior upholstery: Fabrics, Leather, Ultraleather
 - Upholstery padding (Saloon and Cabins): Anthracite Grey or Taupe
 - TV LCD 24" + DVD player in the saloon
 - Stainless steel 2 burner oven/grill cooker on Luxe mounting
 - 220V Microwave oven
 - Dishwasher (Available only in 2-Cabin version)
 - Slat mattresses
 - Double berth in saloon
 - Quiet Flush electric toilet
 - Extra water tank (200 L / 53 US Gal)
 - Galley: Sea water/fresh water foot pump
 - Mosquito nets
-
- 12/220 V, 2 kVA converter
 - 6 KVA 220 V / 50 Hz Generator
 - Forced air heating fuel
 - 220 V / 50 Hz Air conditioning
 - Water maker